

Mandarin  
2月27号

# Freehand writing

[https://www.classtools.net/random-name-picker/82\\_EE8J6e](https://www.classtools.net/random-name-picker/82_EE8J6e)

83. That

84. There

85. Which?

86. Where?

87. Strength, power (li4)

88. Side, edge (bian1)

89. Stand erect (li4)

90. Part, section (bu4)




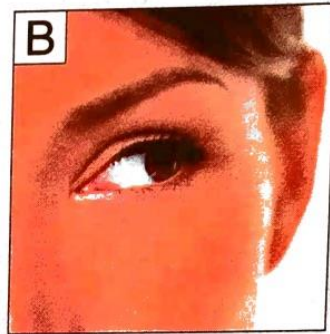
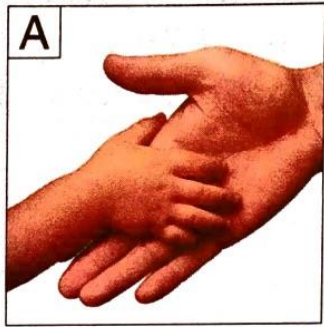
91. Mother (mu3)

92. Every (mei3)

93. Sea (hai3)

[https://www.classtools.net/random-name-picker/32\\_jgCDQ6](https://www.classtools.net/random-name-picker/32_jgCDQ6)

No new characters to add to the list this week but keep practising – as ever. You can use the list on the link above to prompt your practice.



The metal radical



铅笔

拿

手


眼睛

宾馆

路口

Match

The food radical



Towards, in the direction of

• 对

• 向

• 往

<https://www.youtube.com/watch?v=c3SA8ZmaBDo>

Use the above video to help you get lots of practise with the vocabulary or asking and giving directions: 问路 and 指路

# 作业

- Using your 课本, 第104页 write 7 sentences using 着, following the example closely. You can use pinyin, but if you have the time it would be good practise to use 汉字 where you can. The most important thing is that you get a bit more familiar with this useful sentence pattern though.
- Start to review the video (问路) above. There's a lot of language content in it so don't worry about the intro. Skip that bit for now and focus on the language for giving and asking directions.