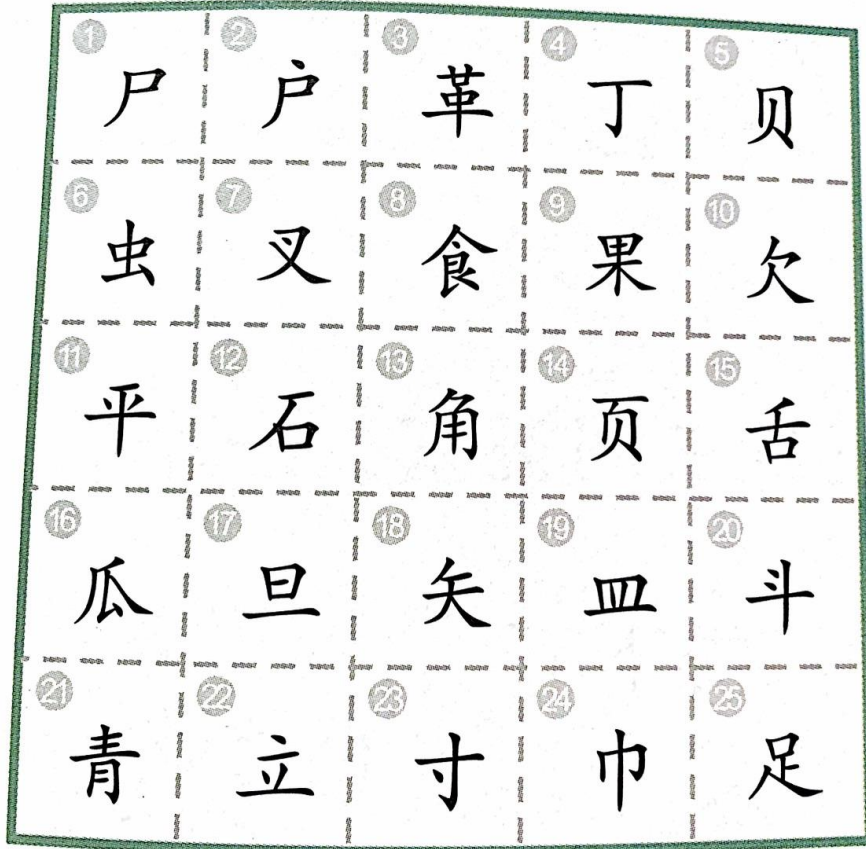
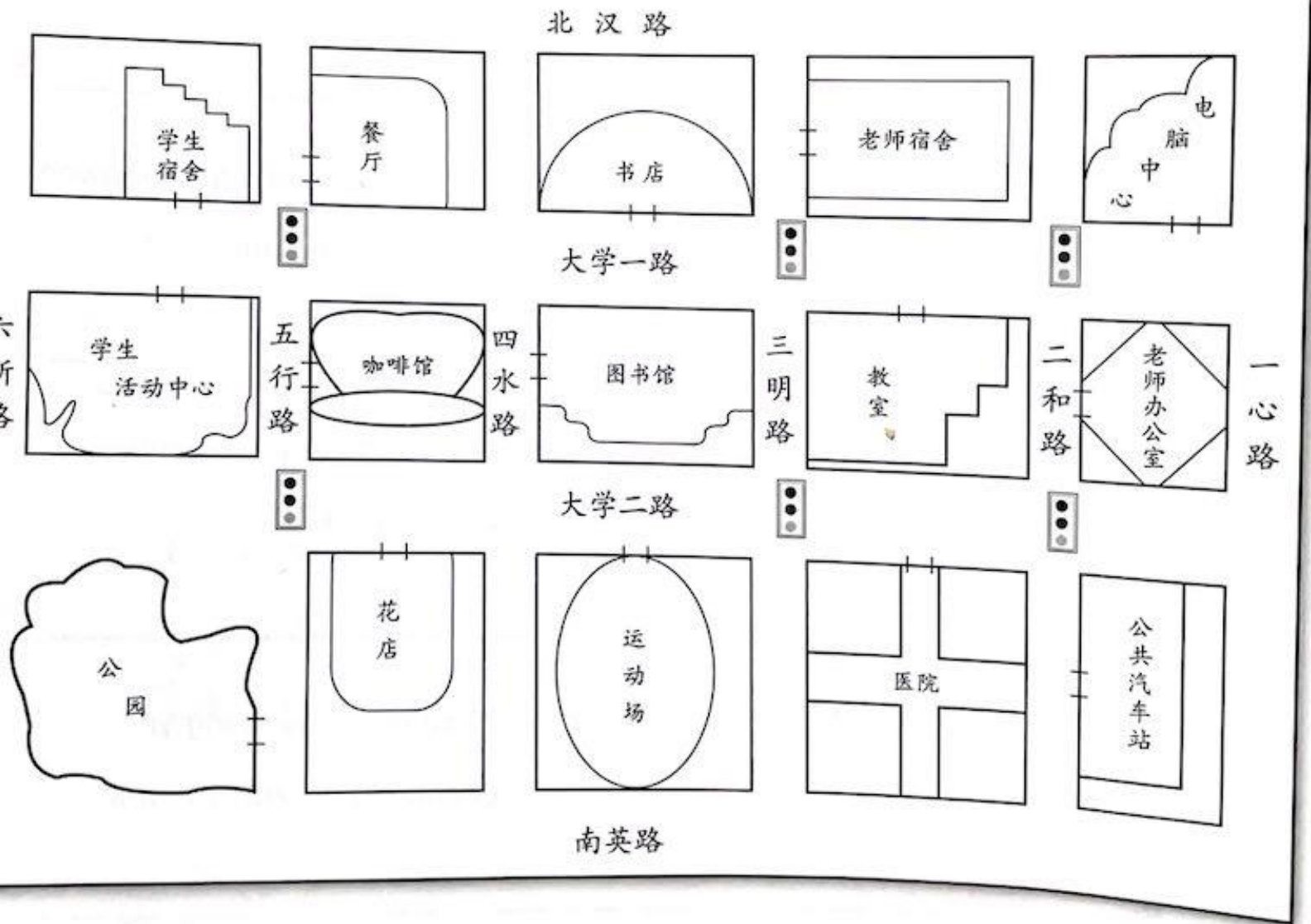


Mandarin
4月25号



校园地图



Locate some of the buildings using different landmarks.

I. How Do I Get There?

Using the map from the previous exercise, practice giving directions and give directions.

EXAMPLE: 公园 → 老师办公室


A: 从公园到老师
办公室怎么走?

B: 你从公园出来，
上五行路，往北走，
到了第一个路口，
往东拐，过两个
路口，到了第三个
路口往左一拐，就
到了/老师办公室就
在你的右边儿。

1. 电脑中心
→ 运动场
2. 学生宿舍
→ 公共汽车站
3. 书店 → 花店 (florist's shop)

A. For each pair of pictures, write two sentences describing Little Gao's opinions.

EXAMPLE:



delicious

→ 小高觉得饺子比米饭好吃。

小高觉得米饭没有饺子好吃。


1.



difficult

→

2.



fun/interesting

→

3.



expensive

→

Mandarin Phrase	Pinyin	Translation
对面	duì miàn	opposite; across
往右拐	wǎng yòu guǎi	turn right
第三个路口	dì sān gè lù kǒu	the third intersection
第二个红绿灯	dì èr gè hóng lǜ dēng	the second traffic light
办公室	bàn gōng shì	office
怎么办?	zěn me bàn?	What to do?; What should I do?
没有那么热	méi yǒu nà me rè	It's not that hot
没有那么贵	méi yǒu nà me guì	It's not that expensive
从酒店出来	cóng jiǔ diàn chū lái	Come out from the hotel
花店	huā diàn	flower shop
过两个路口	guò liǎng gè lù kǒu	pass two intersections

作业

- Read through all notes
- Re-read the directions on page 4 – your aim is to be able to say them out loud with good pronunciation and know what you're saying.
- Find yourself a magnifying glass!
- Using the map and the places suggested at the bottom of page 4, try to think how you would give directions to reach those places from the given starting point.
- Revise vocab on page 6 above