



7月3日


Online lesson


Chinese Phrase	Pinyin	English Translation
我约了朋友	wǒ yuē le péngyou	I made an appointment with a friend
天气会怎么样?	tiānqì huì zěnmeyàng?	What will the weather be like?
会暖和一点儿	huì nuǎnhuo yīdiǎnr	It will be a little warmer
谁要去滑冰?	shéi yào qù huábing?	Who wants to go ice skating?
怎么办?	zěnmē bàn?	What to do? / What should we do?
我更喜欢	wǒ gèng xǐhuān	I prefer
办公室	bàngōngshì	Office
王先生觉得不舒服	Wáng xiānsheng juéde bù shūfu	Mr. Wang feels unwell
玩儿	wánr	To play / To have fun
好玩儿	hǎowánr	Fun / Amusing
糟糕	zāogāo	Terrible / Bad
面试	miànshì	Interview
预报	yùbào	Forecast
预习	yùxí	Preview (study in advance)
复习	fùxí	Revise (repeat study)





(高文中在网上找白英爱聊天儿。)


  英爱，纽约那么好玩儿，你怎么在网上，没出去？

 这儿的天气非常糟糕。

 怎么了？^①

 昨天下大雨，今天又^⑤下雨了。

 这个周末这儿天气很好，你快一点儿回来吧。

 这个周末纽约也会暖和一点儿。我下个星期有一个面试，还不能回去。

LANGUAGE NOTES

① 怎么了？(Zěnme le?)
is a question that may be asked upon encountering an unusual situation.



我在加州找了一个工作，你也去吧。加州冬天不冷，夏天不热，春天和秋天更舒服。



加州好是好^⑥，可是我更喜欢纽约。

(Gāo Wénzhōng zài wǎng shang zhǎo Bái Yīng'ài liáo tiānr.)



Yīng'ài, Niūyuē nàme hǎowánr, nǐ zěnmē zài wǎng shang, méi chū qu?



Zhè de tiānqì fēicháng zāogāo.



Zěnmē le?^①



Zuótiān xià dà yǔ, jīntiān yòu^⑤ xià yǔ le.



Zhè ge zhōumò zhèr tiānqì hěn hǎo, nǐ kuài yì diǎnr huí lai ba.



Zhè ge zhōumò Niūyuē yě huì nuǎnhuo yì diǎnr. Wǒ xià ge xīngqī yǒu yí ge miànshì, hái bù néng huí qu.



Wǒ zài Jiāzhōu zhǎo le yí ge gōngzuò, nǐ yě qù ba. Jiāzhōu dōngtiān bù lěng, xiàtiān bú rè, chūntiān hé qiūtiān gèng shūfu.



Jiāzhōu hǎo shì hǎo^⑥, kěshì wǒ gèng xǐhuan Niūyuē.

K. Recap and Narrate

Work with a partner, recap the content of Dialogue II:

1. 高文中说纽约好玩儿吗？
2. 白英爱在纽约为什么在房间里上网，没出去？
3. 高文中为什么让白英爱周末快一点儿回学校？
4. 白英爱这个周末能回学校吗？
5. 高文中在哪儿找了一个工作？
6. 高文中说那儿的天气怎么样？
7. 白英爱觉得那儿怎么样？

Using the words and phrases in blue as prompts, connect your answers above to form a narrative like this example:

纽约很好玩儿，可是那儿现在的天气非常糟糕，昨天下大雨，今天又下大雨了。

The image shows a large blue rectangular area that serves as a workspace for students. It contains several smaller blue rectangular boxes of varying sizes and positions. One box is positioned to the right of the example text, another is below it, and a large one is on the left side. These boxes are intended for students to place their answers to form a narrative.

作业

- Read through all notes – trying to stay on top of this unit's vocab
- Prepare answers to all the questions on page 5 above – so you can answer aloud confidently (the answers should all be based on the dialogue on pages 3 & 4 above)
- Read the start of the summary and page 6 above. Focus on tones and pronunciation – be strict with yourselves.